



Drying technology | DRYPOINT® AC HP

For exceptional requirements: DRYPOINT® AC HP

High-pressure systems need to be safe and reliable. As the air is compressed, it can be contaminated with solid particles, oil and condensate.

The DRYPOINT® AC HP is the key component of any high-performance and safe high pressure system, as it eliminates both moisture and contaminants from the compressed air. The DRYPOINT® AC HP is not only very reliable but also highly efficient.



› Optimised in all respects ...

- › Long-life stainless steel construction
- › Excellent energy efficiency
- › Intelligent compressor synchronisation control as standard
- › Safe and reliable

› ... and customised for your specific application

- › Dimensioned and configured to match actual requirements
- › Adapted to suit your operating conditions and needs

› Easy to service

- › All components and assemblies are accessible from the front and screw-mounted
- › All elements are individually suspended to minimise the load on the piping
- › Three separate valve units instead of a single combined valve block allow for easy maintenance and reduce spare parts costs

Exceptional solutions for exceptional requirements

The adsorption vessels are made in profiled stainless steel and have a large opening with a screw lid. This makes maintenance easy and even allows for proper inspections of the vessel inside.

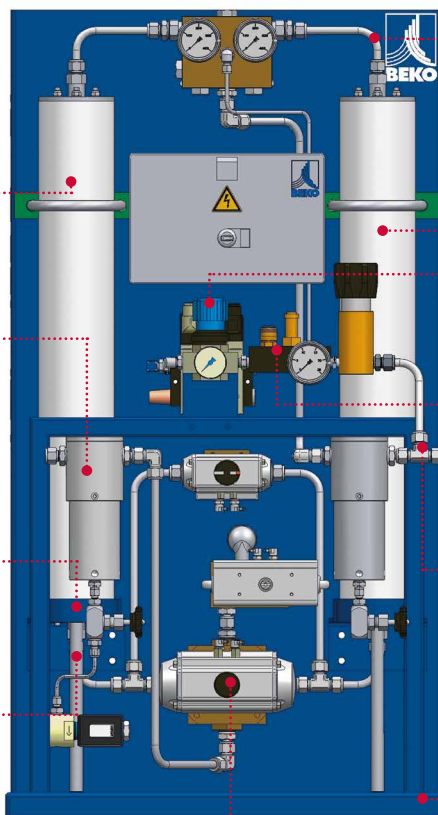
The high-performance stainless-steel filters reliably remove solids and oil.

Fine condensate that might have entered the vessel as a result of post-condensation is held back in a settling chamber with separator for subsequent removal with the regeneration air.

The optimised air line guarantees a uniform air flow through the desiccant bed, ensuring optimum drying.

The DRYPOINT® AC HP is equipped with a number of individual valve units. Their separate fixtures ensure that there is no extra load on the pipes and also

protect the dryer against vibration. This enhances the operational safety of the dryer and reduces maintenance and spare parts costs.



Pressurised components are made in stainless steel as standard.

Highly efficient adsorbents guarantee that the pressure dew point is kept below the required level.

Two separate pressure reducers for control and regeneration air respectively ensure reliable operation at all times.

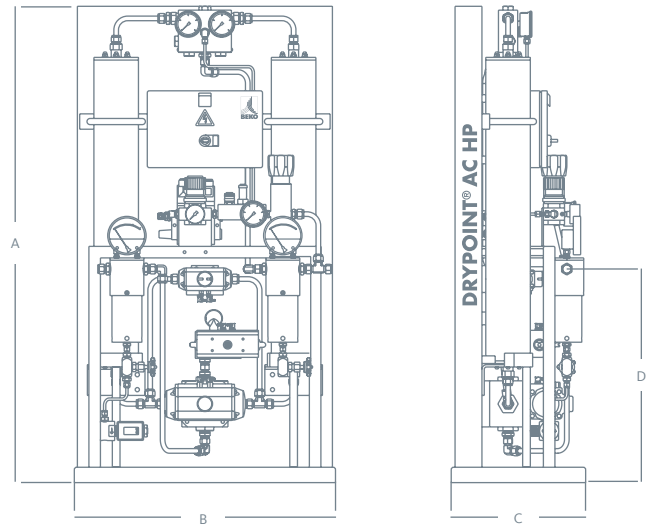
The low pressure section is protected by a safety valve.

The control and regeneration air is drawn off behind the afterfilter, ensuring extra reliability and accurate control.

Thanks to the compact design, the dryer fits into virtually any plant.

Technical data	
Ambient temperature	5 ... 50 °C
Standard preset pressure dew point	-40 °C
Optional pressure dew point	-70 °C
Air inlet temperature	5 ... 55 °C
Volume flow and pressure (min. / max.)	60 m ³ /h at 100bar 820 m ³ /h at 350bar
Electr. power supply (standard)	110/230 VAC; 50 – 60 Hz; 24 VDC
IP class	IP 54
Inlet filter	0.01 µm
Outlet filter	1.0 µm

Other specifications on request



DRYPOINT®	AC 60 HP 100	AC 90 HP 100	AC 160 HP 100	AC 250 HP 100	AC 390 HP 100
Pressure (bar [gauge])	100	100	100	100	100
Volume flow (m ³ /h)	60	90	160	250	390
Dimensions					
Connection (ø)	16	16	16	16	16
A (mm)	1260	1260	1260	1570	1540
B (mm)	750	750	750	750	796
C (mm)	400	400	400	400	455
D (mm)	594	594	591	591	591
Weight (kg) including filter	250	250	250	275	360

DRYPOINT®	AC 110 HP 250	AC 145 HP 250	AC 210 HP 250	AC 440 HP 250	AC 655 HP 250
Pressure (bar [gauge])	250	250	250	250	250
Volume flow (m ³ /h)	110	145	210	440	655
Dimensions					
Connection (ø)	12	12	12	16	16
A (mm)	1240	1240	1440	1440	1540
B (mm)	680	680	680	780	830
C (mm)	350	350	350	405	455
D (mm)	559	556	566	621	567
Weight (kg) including filter	205	205	235	375	500

DRYPOINT®	AC 145 HP 350	AC 190 HP 350	AC 265 HP 350	AC 540 HP 350	AC 820 HP 350
Pressure (bar [gauge])	350	350	350	350	350
Volume flow (m ³ /h)	145	190	265	540	820
Dimensions					
Connection (ø)	12	12	12	16	16
A (mm)	1240	1240	1440	1580	1930
B (mm)	680	680	680	792	792
C (mm)	350	350	350	400	455
D (mm)	559	556	566	581	757
Weight (kg) including filter	205	205	235	450	560

Higher pressures and performance ratings are available on request

Performance values according to DIN ISO 7183 refer to max. pressure and a compressed air inlet temperature of 35 °C (saturated).

For deviating inlet air conditions, multiply the respective values with the applicable correction factor.

* at +20 °C and 1 bar (a)

Efficiency, quality and service for high pressure air drying

The DRYPOINT® AC HP comes with compressor synchronisation control as standard. The intelligent control automatically saves the current program status. When the unit restarts, the program run continues from the point at which it has been interrupted.

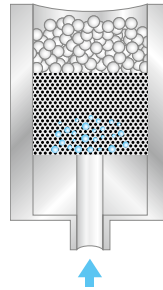
Easy maintenance

- › All components and assemblies are accessible from the front and screw-mounted
- › They are mounted individually so that there is no excessive load on the pipes
- › Instead of a single combined valve block, the unit is fitted with three independent valve units that facilitate maintenance and help keep spare parts costs to a minimum
- › The design and construction of the dryer makes it vibration-proof

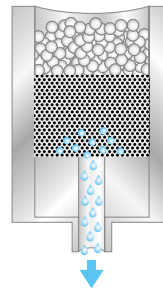
Unrivalled reliability

A highly effective settling chamber with a separator acts as a buffer tank. It keeps condensate away from the desiccant, and makes sure that all liquid water is removed during the regeneration phase.

This prevents overloading of the adsorbent, enhances the operational safety of the plant and ensures energy-efficient synchronisation of the compressor operation.



- › Compressed air speed is reduced
- › Compressed air is evenly distributed in vessel
- › Condensate is held back and forms droplets



- › Condensate is removed from the vessel
- › Demister and pipelines are dried

Do you have questions about the best way of processing your compressed air?

We have the answers! We offer efficient solutions for any type of processing chain. Please contact us with your queries. We would be delighted to tell you more about our condensate

treatment, filtration, drying, measuring and process technology, and our comprehensive services.

KERR | Compressor
Engineers
Compressors • Vacuum Pumps • Blowers

Kerr Compressor Engineers (EK) Ltd

37 Fairfield Place, College Milton, East Kilbride, Glasgow G74 5LP

Tel: 01355 248 222 • web.enquiry@kerrcompressors.co.uk

www.kerrcompressors.co.uk

Follow us on [LinkedIn](#)

